

The European House
Ambrosetti

In collaboration with



HANOI
HIGH LEVEL DIALOGUE
ON ASEAN ITALY
ECONOMIC RELATIONS

PRESENTATION BY VALERIO DE MOLLI

HIGH LEVEL DIALOGUE ON ASEAN ITALY ECONOMIC RELATIONS

Third Edition

Meliá, Hanoi

Wednesday, June 5 and Thursday, June 6, 2019

Main Partners



Partners



Technical Partners



Junior Partners



With the patronage



Institutional Partners



Official Carrier



Media Partner



Key points

- **The European House – Ambrosetti activities and international networking platforms**
- Key facts and figures about ASEAN countries and Italy
- The High Level Dialogue on ASEAN Italy Economic Relations

The European House – Ambrosetti: key facts and figures*



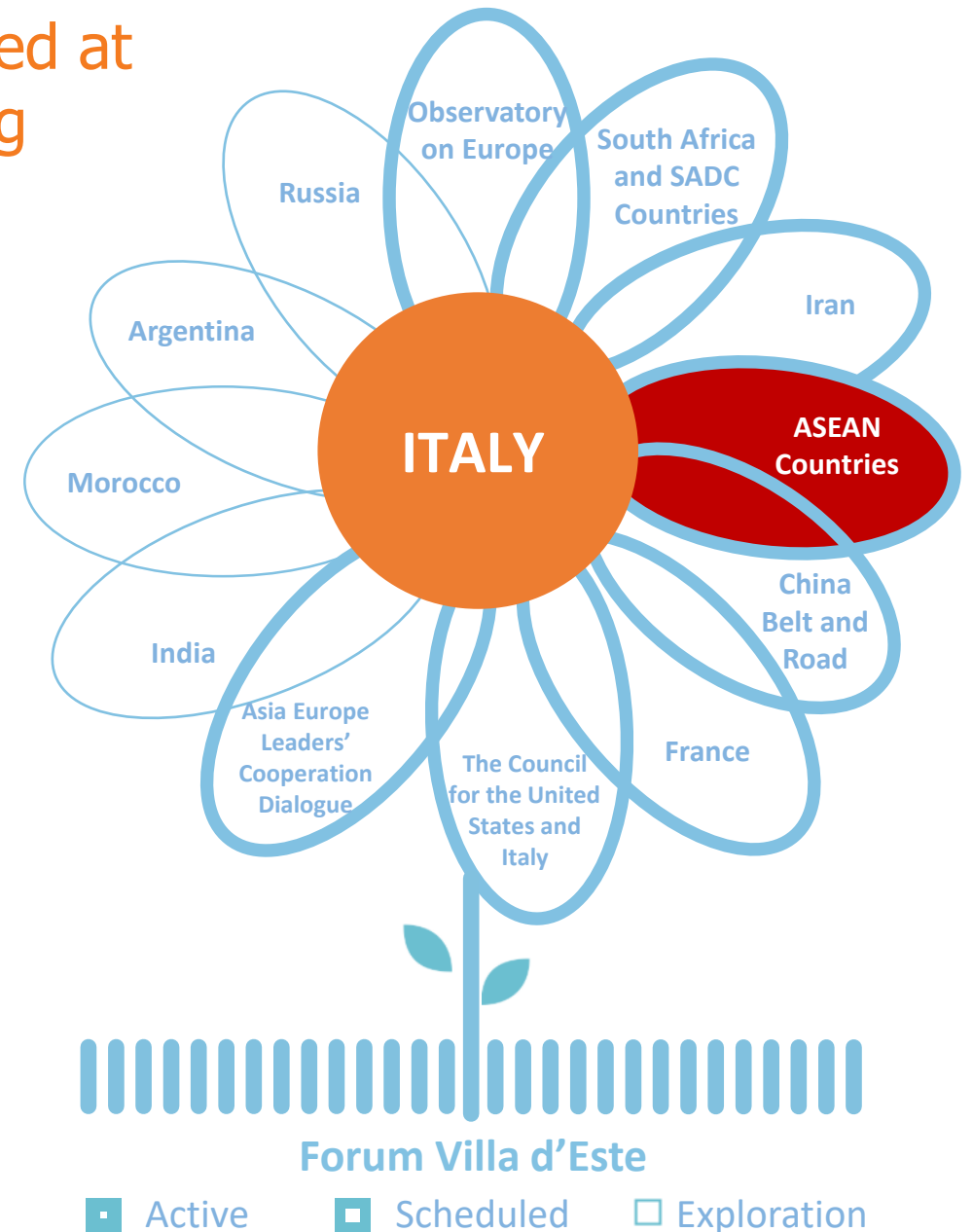
(**) In the University of Pennsylvania 2018 Global Go To Think Tanks Report



(*) With reference to a single year

The European House – Ambrosetti is committed at providing high-level discussion and networking platforms to the international leaders

We build around the world, in the countries with the greatest latent potential for Italy and Europe, **communities of leaders** with a common vision and knowledge, able to **positively influence** bilateral economic agendas

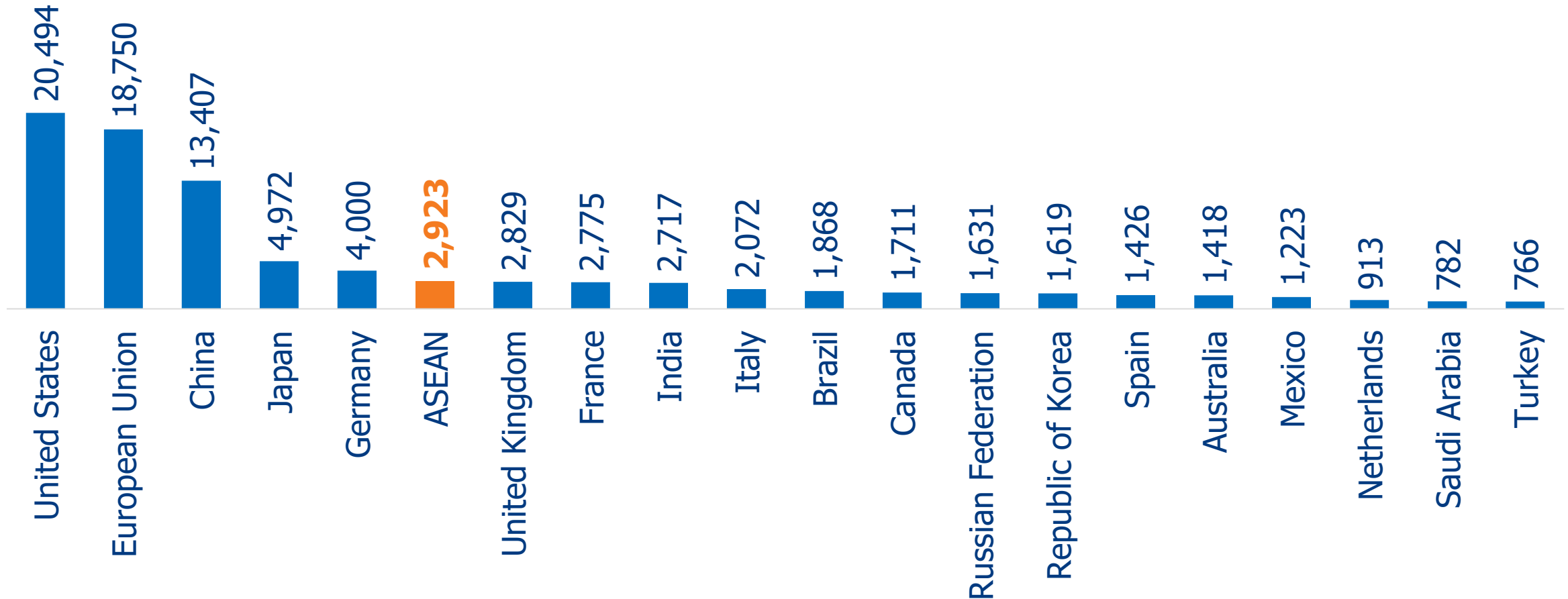


Key points

- The European House – Ambrosetti activities and international networking platforms
- **Key facts and figures about ASEAN countries and Italy**
- The High Level Dialogue on ASEAN Italy Economic Relations

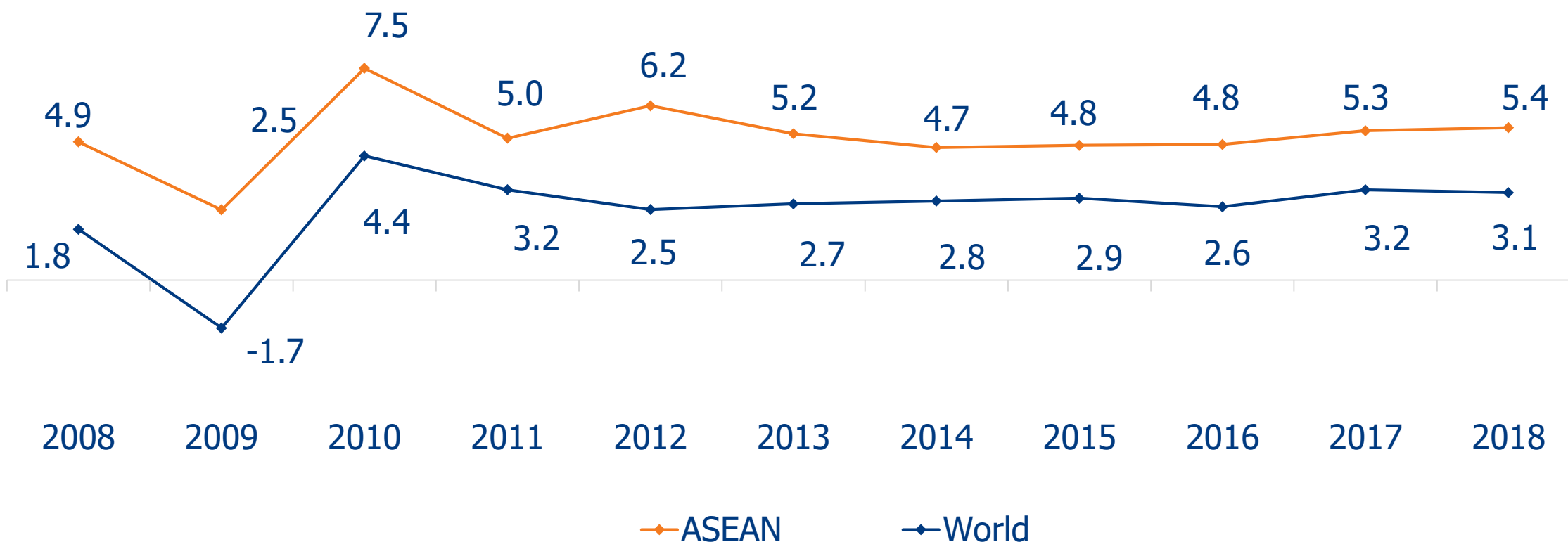
ASEAN region is one of the most important in the world: if it was a single economy, it would be the 3rd largest in Asia and 6th largest in the world

GDP in the first 20 economies in the world (billion \$), 2018




Over the past 10 years, ASEAN has constantly outperformed global growth

GDP growth (annual %), 2008 – 2018



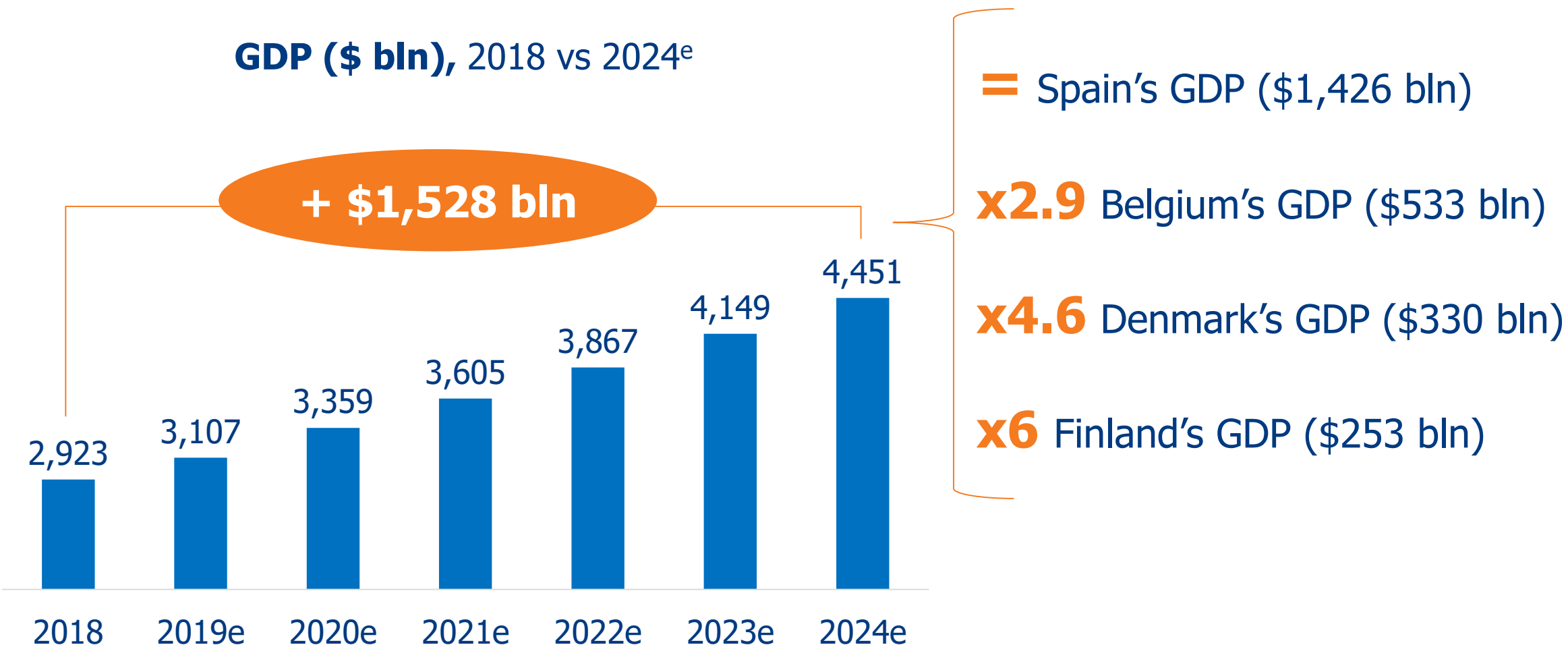
In the next future, each ASEAN country is expected to experience robust growth

GDP (\$ bln), 2018 vs 2024^e



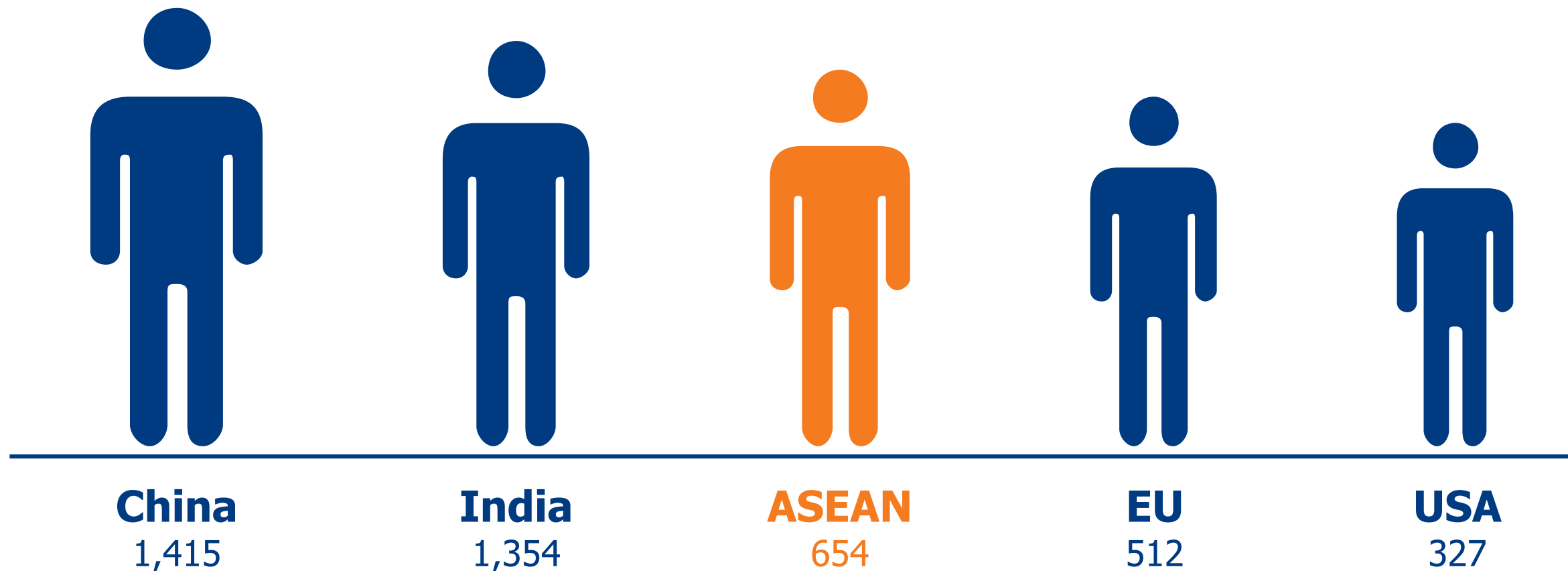
Source: The European House – Ambrosetti elaboration on IMF data, 2019

The cumulative growth of all ASEAN countries will amount to \$1,528 billion, like a European country's GDP



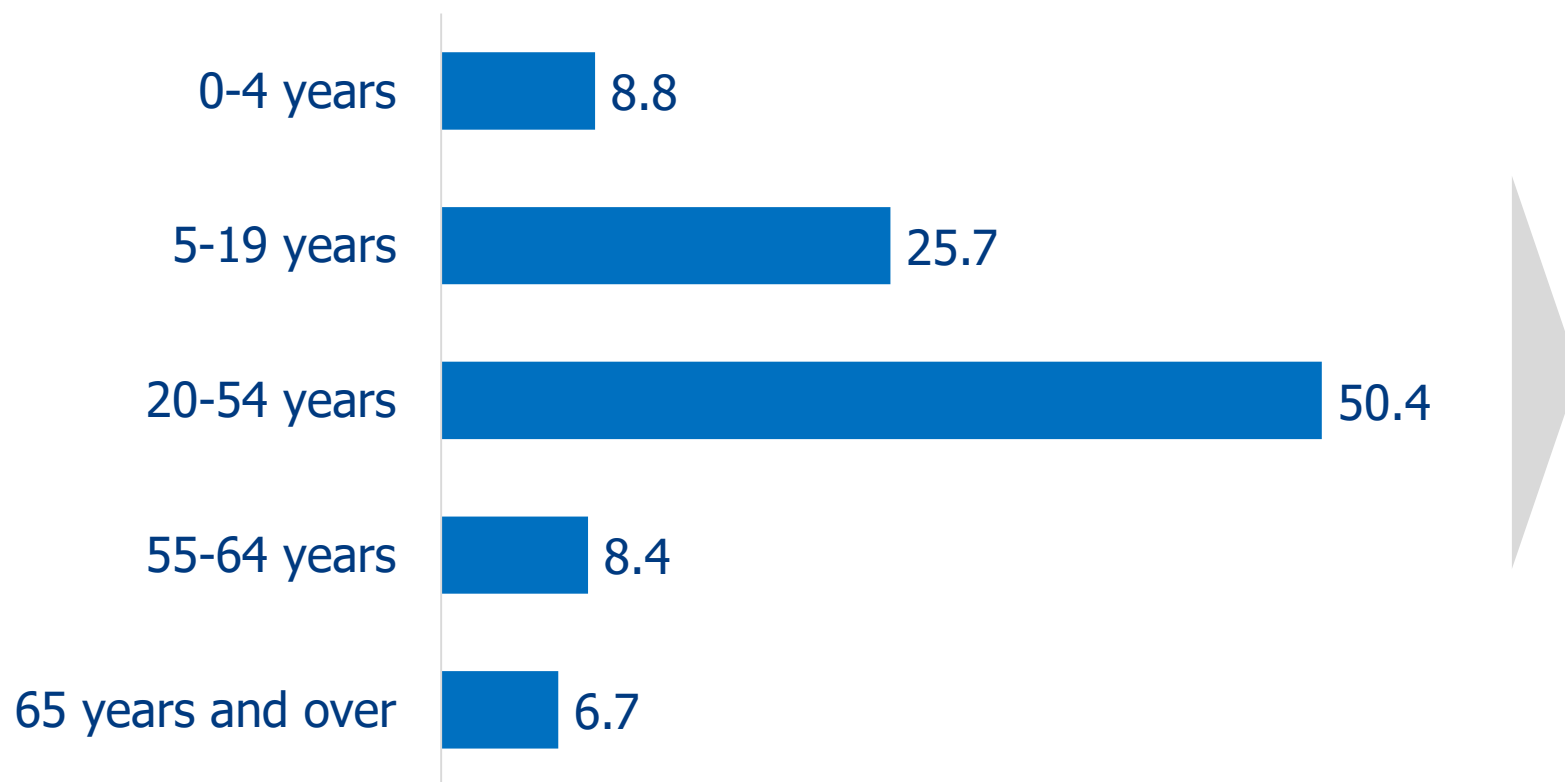
ASEAN region is the 3rd largest market in the world

Population (million), 2018



ASEAN population is made of young people

ASEAN population by age group (%), 2017



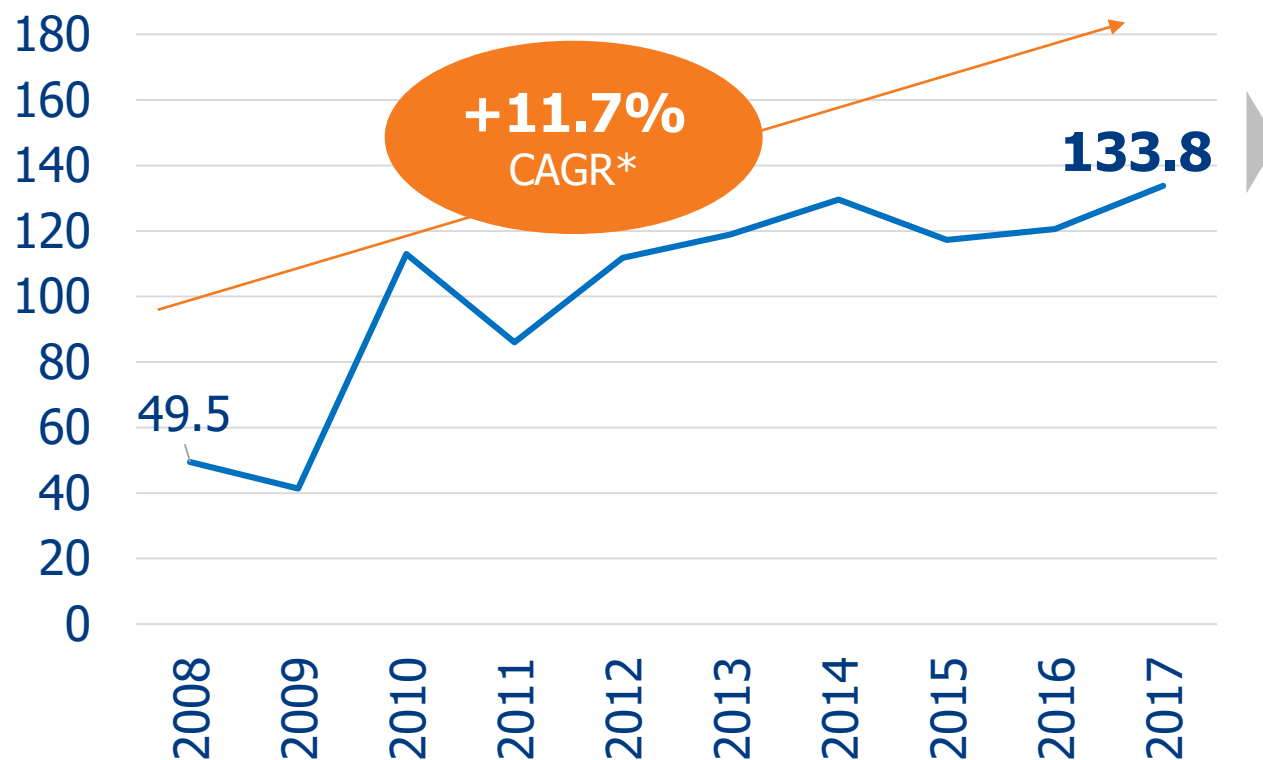
28.9 years
is the median age of the
ASEAN population

vs

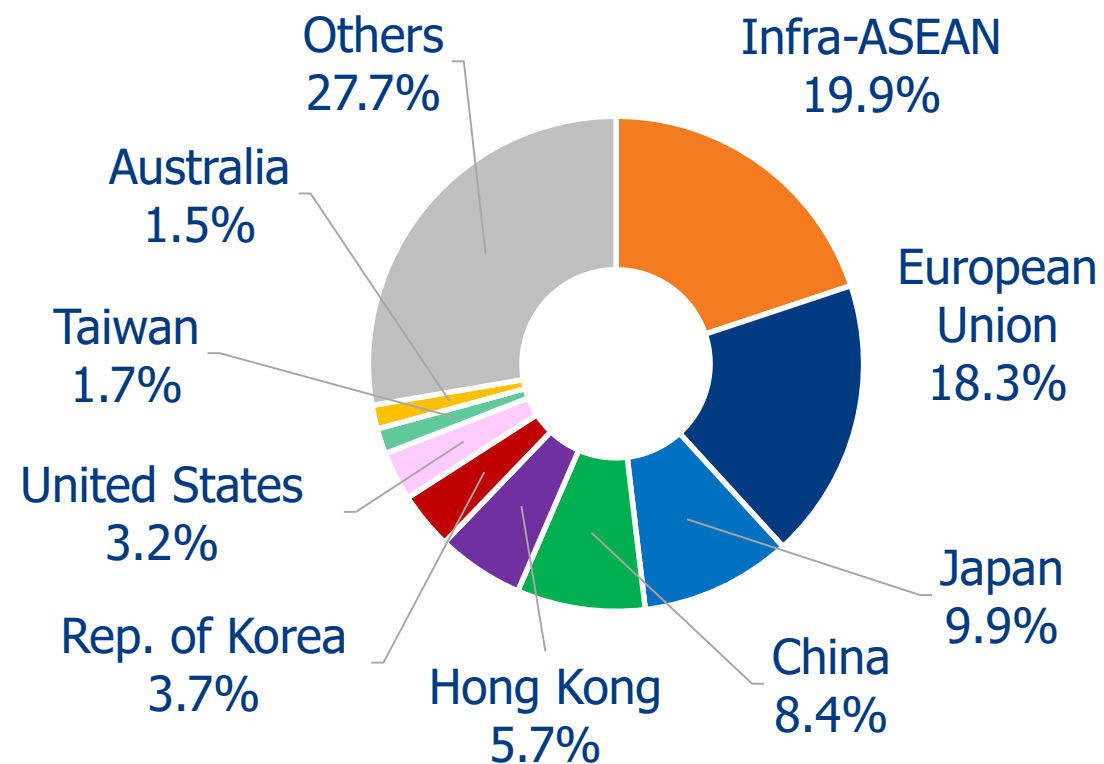
46.9 years in Japan, 46.3 years
in Germany, 45.2 years in Italy,
38.1 years in USA and
37.4 years in China

Investment flows to ASEAN region grow year by year

**FDI inward flow in ASEAN (\$ bln),
2008 – 2017**



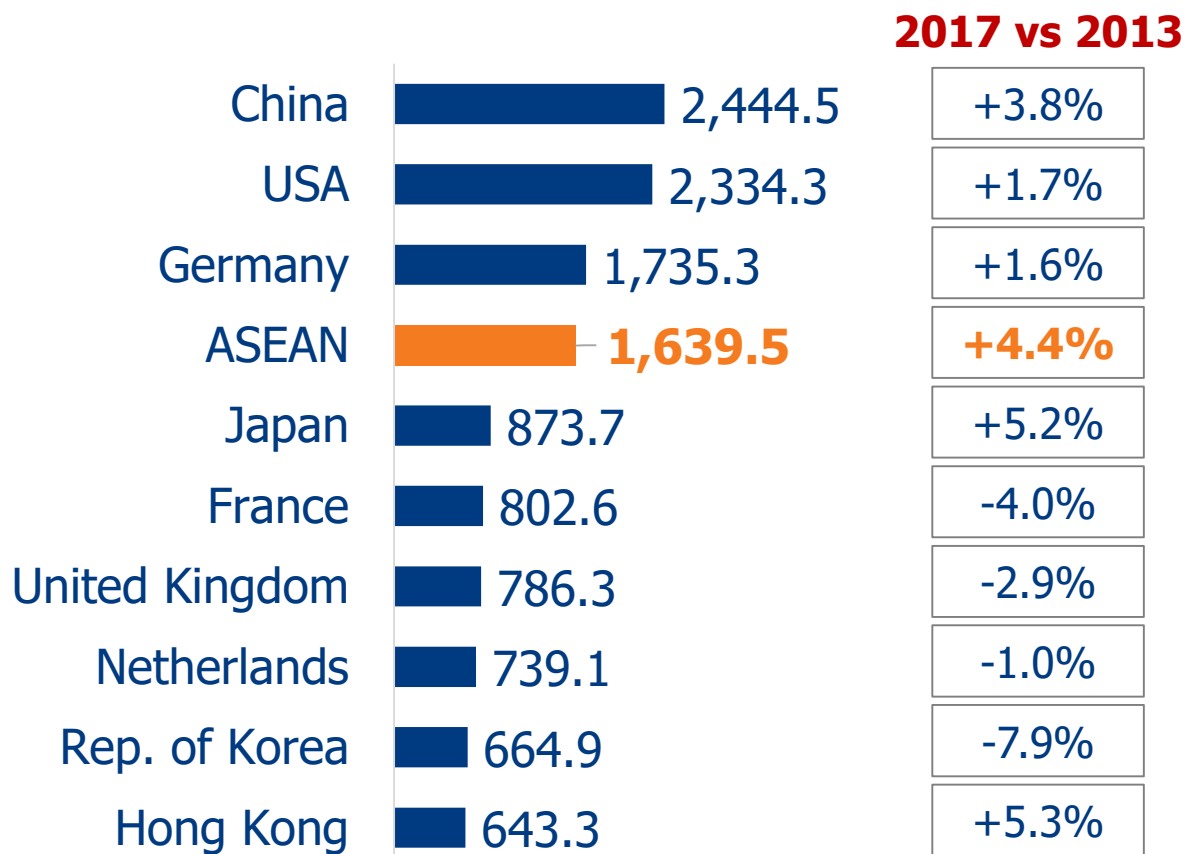
**FDI inward flow in ASEAN from
country of origin (%), 2017**



ASEAN region plays a key role in trade: if it was a single economy, it would rank 4th in the world for export and 3rd for import

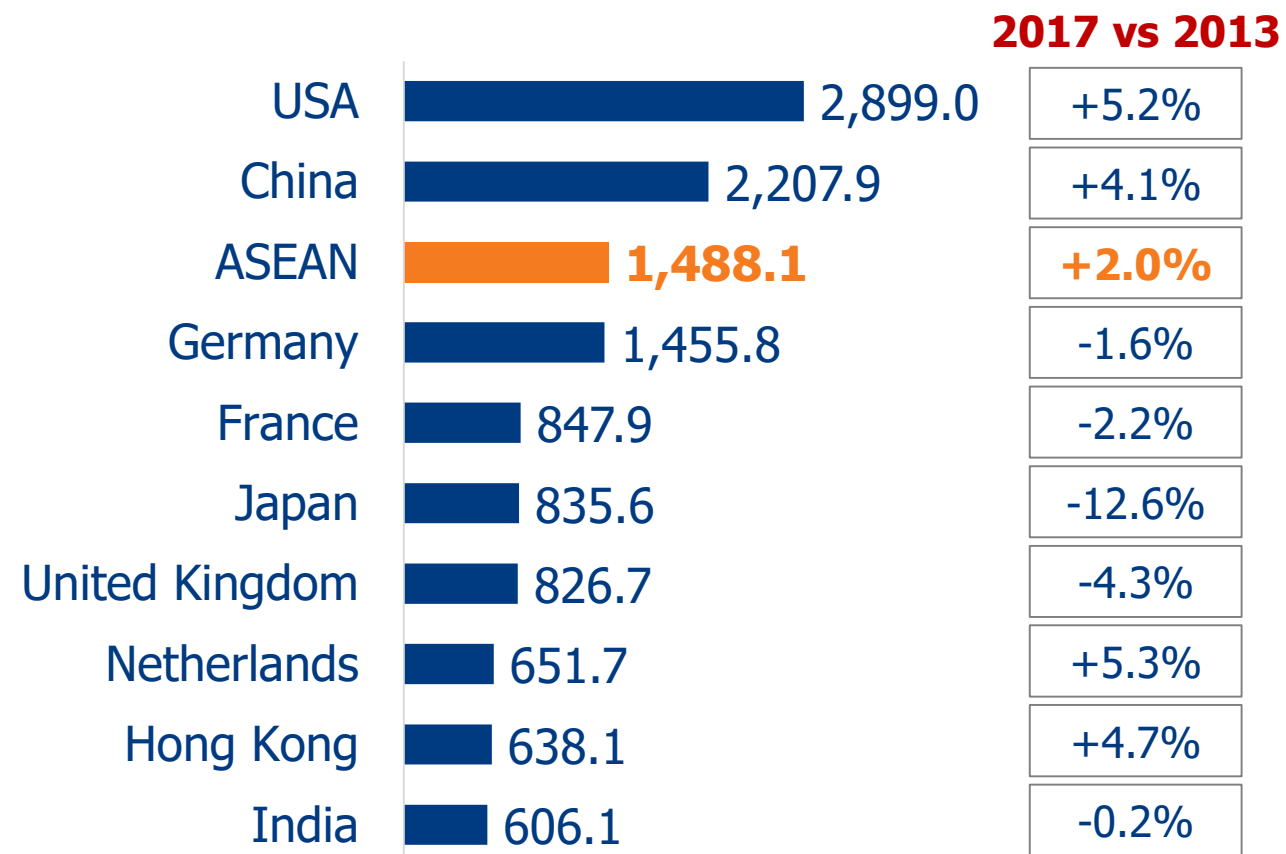
Export, top 10 countries at global level

(\$ bln and % change vs 2013), 2017



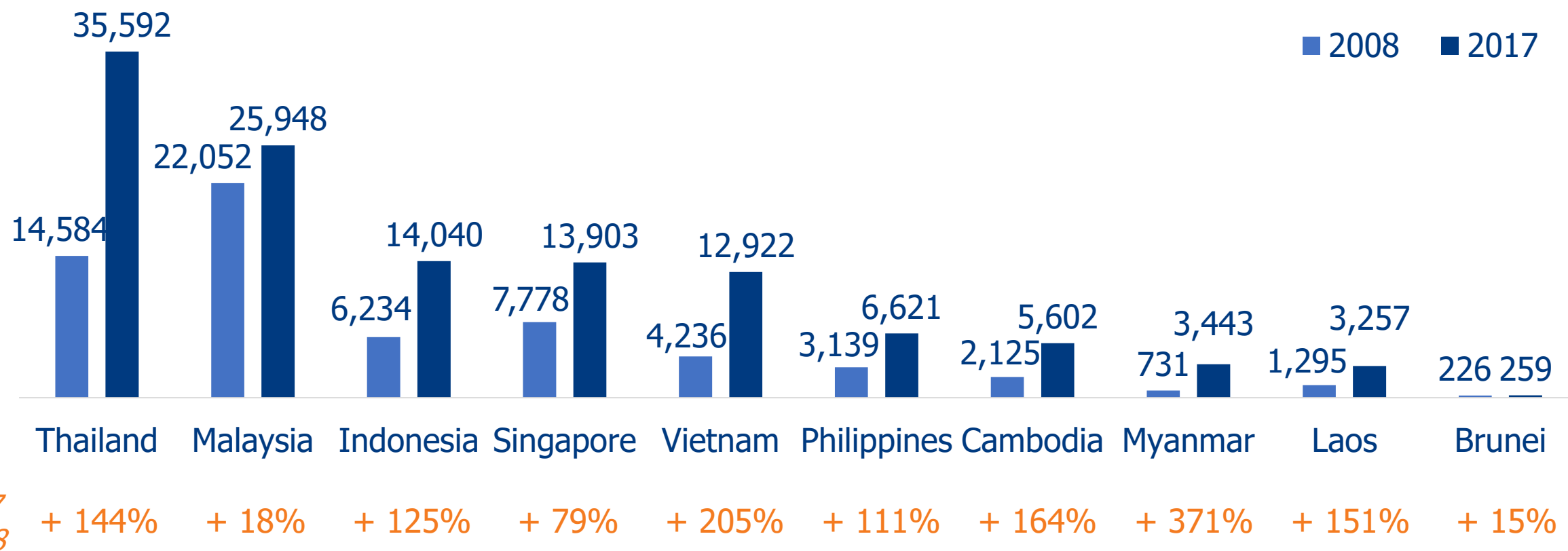
Import, top 10 countries at global level

(\$ bln and % change vs 2013), 2017



ASEAN countries are also attracting more and more tourists and business visitors

Number of arrivals in ASEAN countries (thousands), 2008 vs 2017



Italy: 10 reasons why the country is alive and kicking



1st in the EU as **number of manufacturing SMEs** – 387,000, almost double than France (214,000) and Germany (197,000) and almost double the sum of Spain (166,000) and UK (134,000)



€68.1 bn of agri-food value added, more than 2 times automotive of France and Spain and almost double of France, Germany and British aerospace sector



In the World **top 5** of countries with **manufacturing surplus over \$100 bn** and **2nd country in the EU and 5th in the world** for manufacturing **value added**



1st country in the world for **n. of UNESCO sites** (54 in total) and 1st Country in the EU for **number of nights spent in hotel** by extra-European tourists (60 mln in 2016)



According to the Trade Performance Index, in **8 sectors among 14**, Italy is 1st (clothing and footwear), 2nd (transport, electronics, ecc.) or 3rd (general manufacture) in competitiveness



1st country in the EU as **health level of the population** and 1st in the EU for **production of medicines** (\$31.2 bn of production value)



1st country in the EU as **n° references per researcher** and 1st country in the world as **n° of scientific publications** in the last twenty years



Deficit/GDP ratio (mean 2011-2017): **-2.8%** of Italy vs. -4.0% of France, -5.1% of the UK and -6.6% of Spain



For the second consecutive year, 1st country in the EU for **tax measures in favour of investments in digital business**



The **net wealth of Italian families** is among the highest in the world (8.4 times the disposable income); 37% higher than that of German families, equals to 6.1 times the disposable income

Italy is a leader (little recognized) in many sectors!



Machinery and automation

2nd country in the World for export value (after Germany)



Ceramics industry

First producer of ceramics tiles in Europe (85% of revenues from export)



Aerospace and defence

1st high-tech manufacturing sector in Italy; 3rd country in the World for export of helicopters



Fashion industry

1/3 of all value added of the sector in the EU is Italian (4 times France and 3 times Germany)



Furnitures

2nd globally as trade surplus and 1st in Europe as export value



Cosmetics

1st country in the World for make-up production (55% of global market)

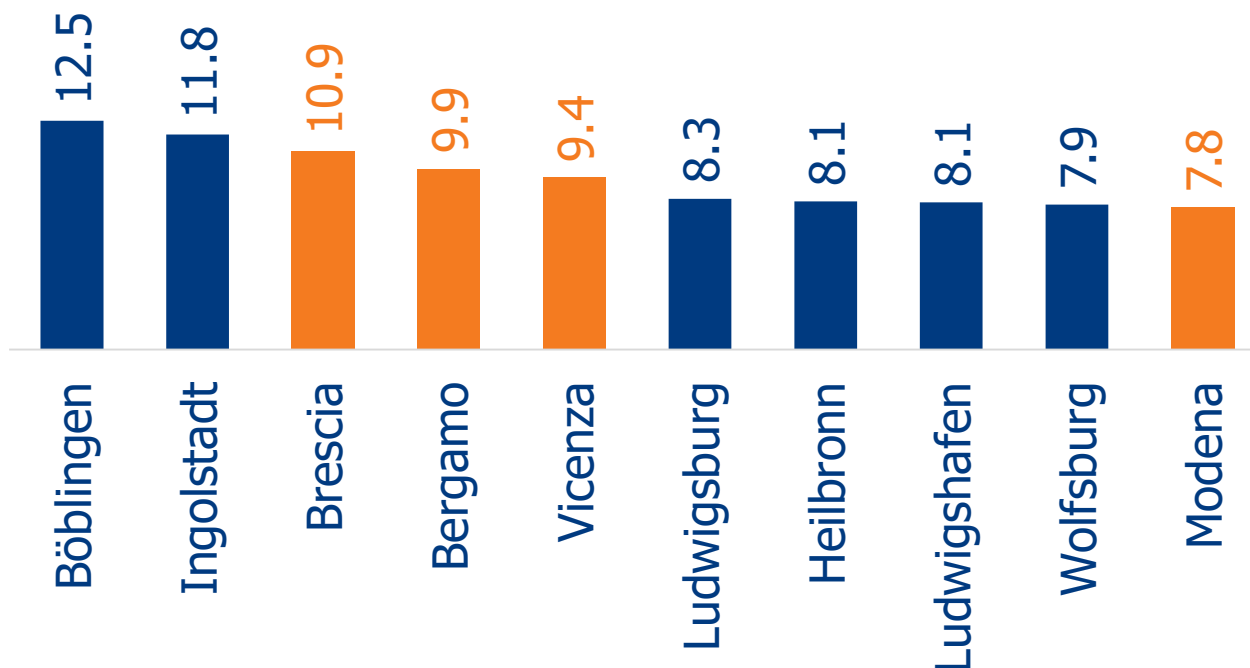


Yachts

1st country in the World with over 40% of world orders

Among the top 5 superspecialized European Provinces* in manufacturing, 3 are Italian

Top 10 superspecialized European Provinces in manufacturing for added value generated (€ bn), 2015

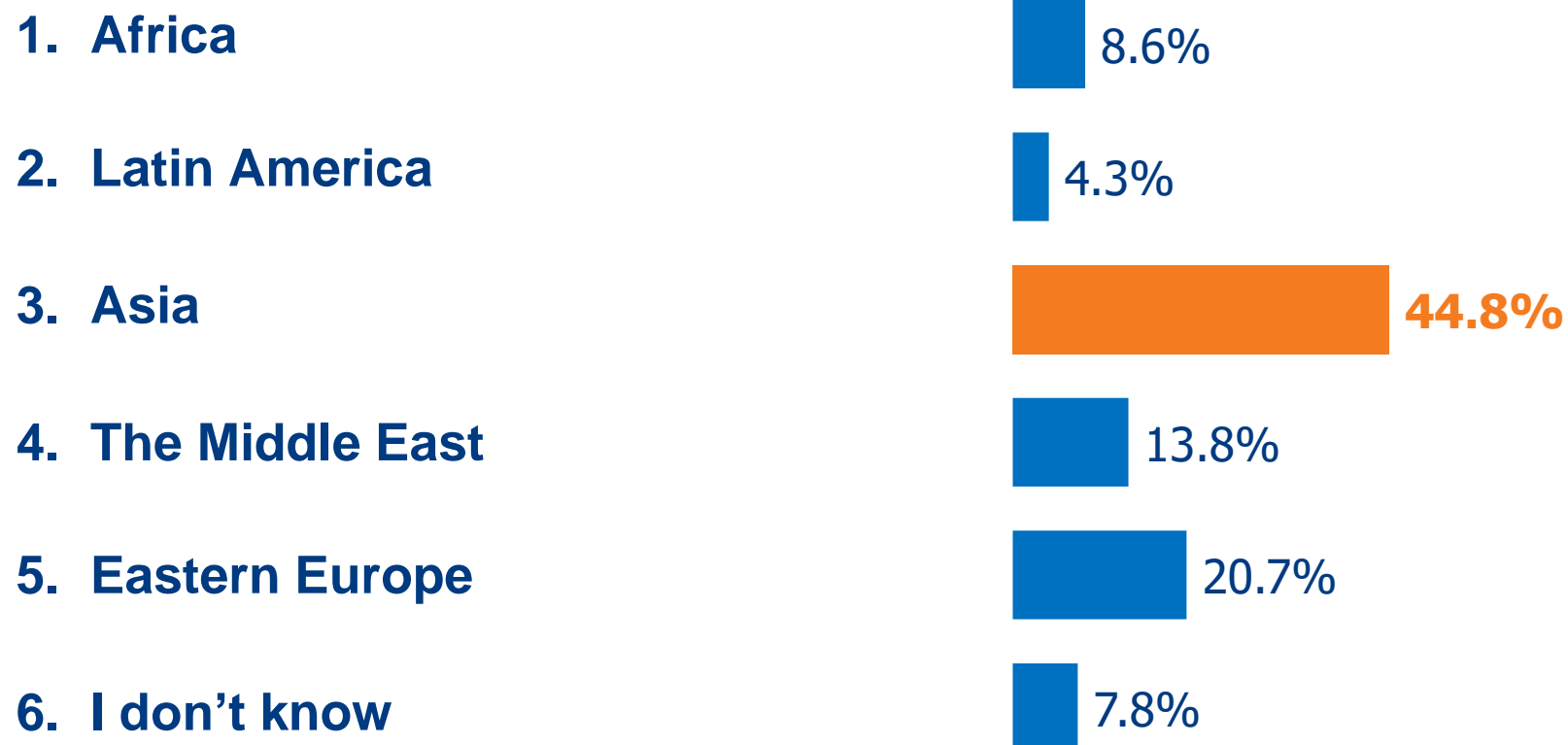


- **4 of the top 10** superspecialized European Provinces in the manufacturing industry are Italian
- The first 20 are divided between Germany and Italy:
 - 12 are German
 - 8 are Italian: in addition to the first 4 there are Treviso, Varese, Monza e Brianza e Reggio Emilia

(*) Provinces with the following characteristics are considered: value added exceeding € 3 billion, over 20,000 employees in the manufacturing sector; per capita added value over € 50,000 and the impact of industry on added value and employment above 25%

Italian top executives and entrepreneurs of The European House – Ambrosetti business community are very interested in ASEAN

Responses to the question: “Which emerging macro areas will offer the most opportunities for development for your company?”



Despite this enormous potential, relations between Italy and ASEAN region are largely underexploited



Italy is:



the **25th** ASEAN partner in terms of export (from ASEAN to Italy)



the **22nd** ASEAN partner in terms of import (from Italy to ASEAN)



the **26th** investor in ASEAN



the **26th** country in terms of tourists arrival in ASEAN (from Italy)



ASEAN is:



the **14th** Italian partner in terms of export (from Italy to ASEAN)



the **14th** Italian partner in terms of import (from ASEAN to Italy)



the **14th** investor in Italy

N.B.: data not available for ASEAN tourists in Italy.

Key points

- The European House – Ambrosetti activities and international networking platforms
- Key facts and figures about ASEAN countries and Italy
- **The High Level Dialogue on ASEAN Italy Economic Relations**

The High Level Dialogue on ASEAN Italy Economic Relations

In 2015 The European House - Ambrosetti, in collaboration with the Associazione Italia – ASEAN, launched the “*High Level Dialogue on ASEAN Italy Economic Relations*” with the aim of institutionalize a high-level and exclusive **connection platform between ASEAN countries and Italy** where their leaders can:

- Learn about the **opportunities** of the two Regions
- Interact on a **concerted basis** among peer visionary business leaders
- Build profitable **strategic and economic partnerships**



HIGH LEVEL DIALOGUE
ON ASEAN ITALY
ECONOMIC RELATIONS

The major outcome for participants is to gain:

Knowledge

Personal feeling

Trust

Goals and time frame of the initiative

High-level and exclusive **connection platform** between
ASEAN countries and Italy



1. Deliver a **high-level event for business and political leaders** from ASEAN countries and Italy

2. Enhance **competitiveness and business ties** among ASEAN and Italian enterprises and institutions

3. Provide ASEAN and Italian leaders with **fresh, innovative ideas** to shape their strategies

Time frame

2017
1st ASEAN - Italy Dialogue
Jakarta

2018
2nd ASEAN - Italy Dialogue
Singapore

2019
3rd ASEAN - Italy Dialogue
Hanoi

Editions
2020, 2021, 2022, ...

The High Level Dialogue on ASEAN Italy Economic Relations editions in Jakarta and Singapore

The 1st edition took place on May 15 and 16, **2017**

Shangri-La Hotel, **Jakarta**



200 participants

40 industrial sectors represented

10 attending countries

4 attending ASEAN countries

30 international speakers

The 2nd edition took place on April 11 and 12, **2018**

Shangri-La Hotel, **Singapore**



300 participants

60 industrial sectors represented

14 attending countries

8 attending ASEAN countries

35 international speakers

The **3rd edition** of the High Level Dialogue on
ASEAN Italy Economic Relation
Wednesday, June 5 and Thursday, June 6, 2019
Hanoi, Hotel Melià



The supporting partners of the High Level Dialogue 2019

Main Partners



With the patronage



Partners



Institutional Partners



Junior Partners



Technical Partners



Official Carrier



Media Partner



Key results of the ASEAN – Italy High Level Dialogue 2019 in Hanoi

